

# Setup Machine Page 5

## Fill and Load Bobbin

1 Fill a bobbin

2 Load a  
Bobbin

### Links :

[Startwoodwork home  
Sewing projects](#)

Social  
[Instagram](#)

Instagram post  
link :

[Load a bobbin](#)

[Link](#) to sewing  
Machine Set Up  
Page






To set up a machine you'll need to set up a bobbin with thread and load it into the machine

### Steps

#### Fill a bobbin

- 1 put thread onto holder
- 2 Run threads through hooks for thread
- 3 Attach thread to bobbin
- 4 Place bobbin on wheel
- 5 Switch to bobbin mode (Move wheel left or right)
- 6 Press pedal to fill bobbins - (Hold until spinning stops on it's own)



#### Load a bobbin

- 1 Open the bobbin case
- 2 Set the bobbin into the case in the correct direction (See photo on your machine)
- 3 Close the case

